

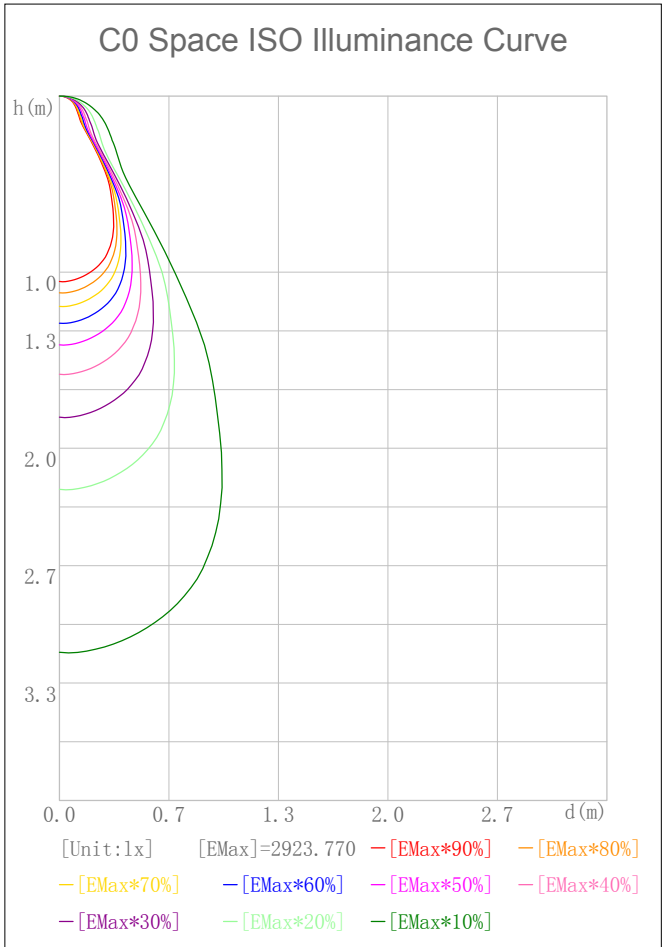
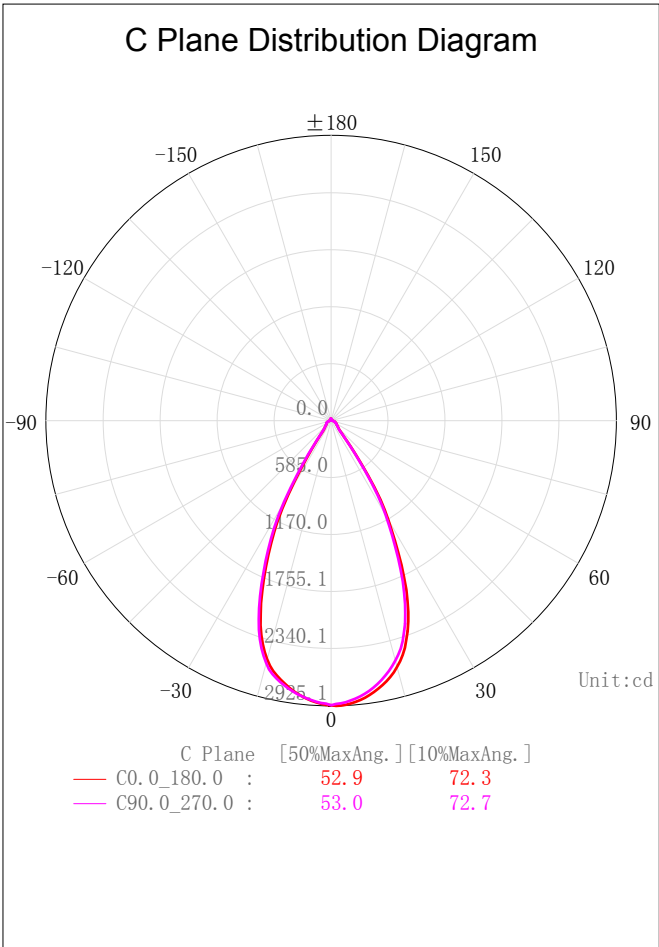
Indoor Luminaire Photometric Data

Description Information

Luminary Name: TR05-30-XX-01 2700K RA90 60D		Lum. Catalog:	Test ID: 01
Lamp Name:		Lamp Catalog: LED	Test Date: 2019/12/17
Manufacture: Shenzhen Norming Lighting Co., Ltd		Shld. Ang(°):	Test Machine:GON-2000
Test Lab: QUality peatment		Frequency (Hz):	Lamp CCT (K): Ra:
Lum. Size (W*L*H):0.070m*0.070m*0.266m		Lum. Area (m2):0.024	Lum. W (kg): 0.000
Test System: C, γ	Test Step: C=90.0 γ=1.0	Temp. (°C): 25	Humidity(%): 50.0

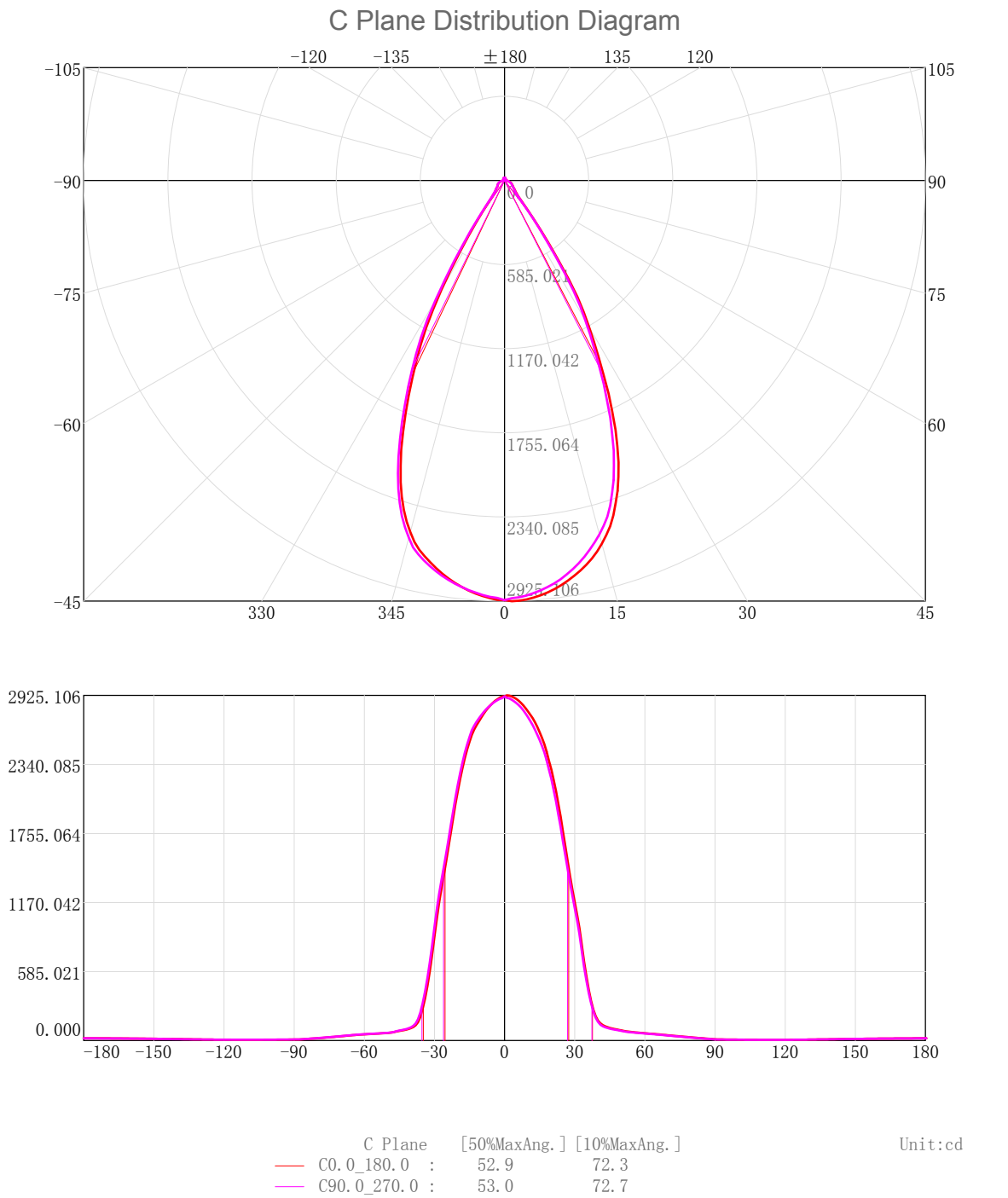
Character Parameter

Lamp Speciality Parameter		Luminaire Speciality Parameter	
Rated Flux(lm): 2305.200	Luminary Flux(lm): 2305.198	Field Angle(10%Imax): 72.3(°)	
Rated Power(W):	Luminary Efficiency: 100.00%	Down Lumens&Percent: 2241.452lm 97.23%	
Rated Voltage(V):	Luminary EER(lm/W): 73.814	Up Lumens&Percent: 63.746lm 2.77%	
Tested Power(W): 31.230	Max. Candela(cd): 2925.106	S/MH: C0_a180=0.854 C90_270=0.849	
Lamps' Inside: 1	Max Cand@Ang. (°): C=0.0 γ=1.0	CIE Type: Semi-Direct	
Tested Electrics (V, A, pf):240.2, 0.134, 0.970	Beam Angle(50%Imax): 52.9(°)	ErP ϕ use(90°): 2035.594lm	
Lamp Size(W*L*H):0.070m*0.070m*0.266m	Left=-25.5°, Right=27.4°	IRF(%): 279.695	



2D Plane Light Intensity Distribution Curve

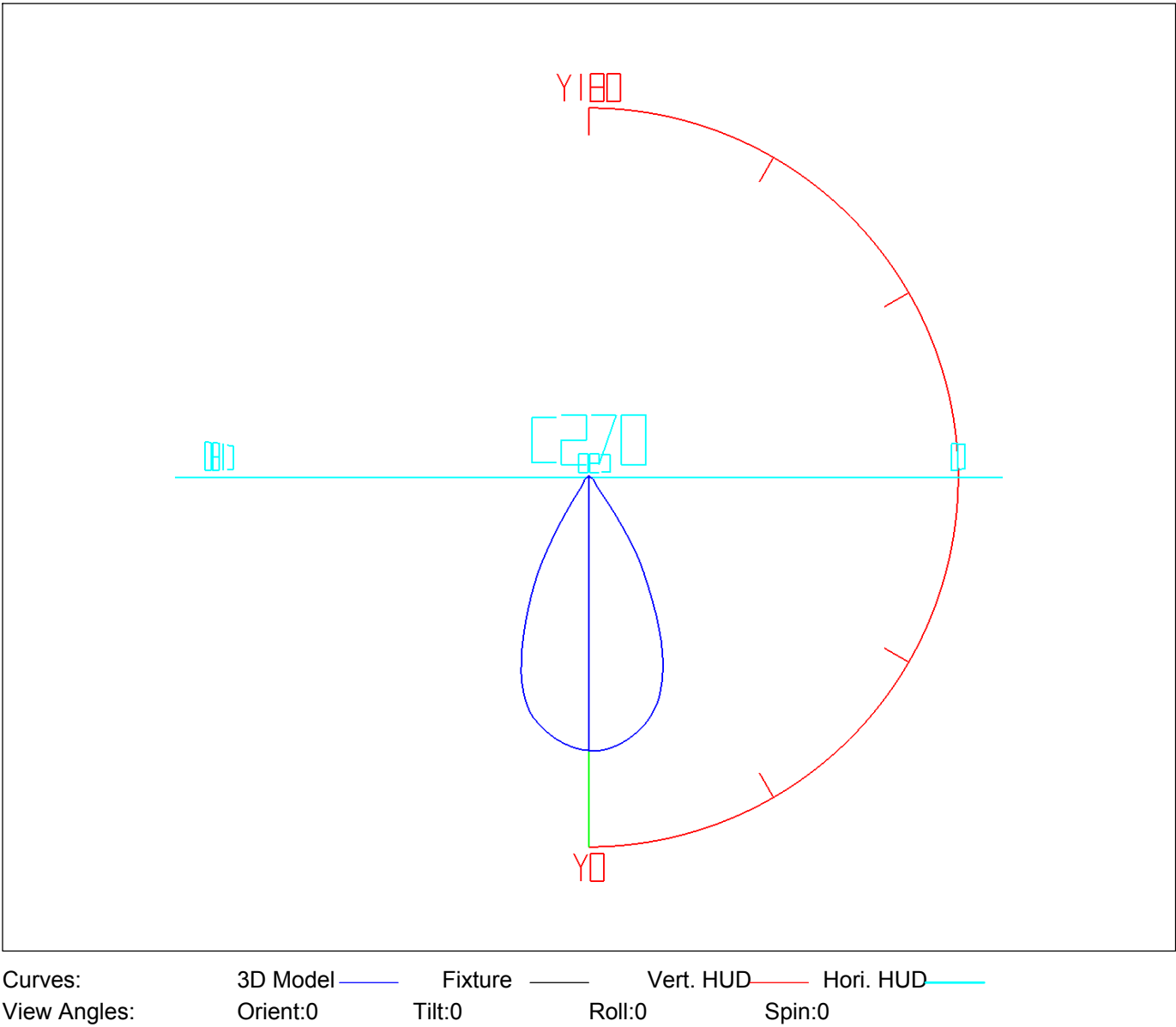
Lum. Name:TR05-30-XX-01 2700K RA90 60D	Lum. Catelog:	Test ID:01
Lamp Name:	Lamp Catelog:LED	Test Lab:QQualty peatment
Manufacture:Shenzhen Norming Lighting Co., Ltd	Test Machine:GON-2000	Test Date:2019/12/17



3D Light Intensity Distribution Modal

Lum. Name: TR05-30-XX-01 2700K RA90 60D	Lum. Catelog:	Test ID: 01
Lamp Name:	Lamp Catelog: LED	Test Lab: QQualty peatment
Manufacture: Shenzhen Norming Lighting Co., Ltd	Test Machine:GON-2000	Test Date: 2019/12/17

3D Light Intensity Distribution Modal



IES Indoor Report

Photometric Filename:TR05-30-XX-01 2700K RA90 60D.IES

Zonal Flux Tabulation

Zone(γ)	Zone Flux (lm)	Sums Flux (lm)	Zone%Lamp	Sums%Lamp	Zone(γ)	Zone Flux (lm)	Sums Flux (lm)	Zone%Lamp	Sums%Lamp
0.0-1.0	2.79	2.79	0.12	0.12	47.0-48.0	6.72	2069.19	0.29	89.76
1.0-2.0	8.35	11.14	0.36	0.48	48.0-49.0	6.53	2075.72	0.28	90.05
2.0-3.0	13.88	25.02	0.60	1.09	49.0-50.0	6.39	2082.12	0.28	90.32
3.0-4.0	19.35	44.36	0.84	1.92	50.0-51.0	6.24	2088.35	0.27	90.59
4.0-5.0	24.75	69.11	1.07	3.00	51.0-52.0	6.10	2094.45	0.26	90.86
5.0-6.0	30.06	99.17	1.30	4.30	52.0-53.0	6.00	2100.45	0.26	91.12
6.0-7.0	35.28	134.45	1.53	5.83	53.0-54.0	5.93	2106.37	0.26	91.37
7.0-8.0	40.38	174.83	1.75	7.58	54.0-55.0	5.86	2112.23	0.25	91.63
8.0-9.0	45.34	220.17	1.97	9.55	55.0-56.0	5.79	2118.02	0.25	91.88
9.0-10.0	50.14	270.31	2.18	11.73	56.0-57.0	5.73	2123.76	0.25	92.13
10.0-11.0	54.78	325.09	2.38	14.10	57.0-58.0	5.67	2129.42	0.25	92.37
11.0-12.0	59.25	384.34	2.57	16.67	58.0-59.0	5.60	2135.02	0.24	92.62
12.0-13.0	63.52	447.86	2.76	19.43	59.0-60.0	5.53	2140.55	0.24	92.86
13.0-14.0	67.53	515.38	2.93	22.36	60.0-61.0	5.45	2146.00	0.24	93.09
14.0-15.0	71.15	586.54	3.09	25.44	61.0-62.0	5.36	2151.36	0.23	93.33
15.0-16.0	74.37	660.90	3.23	28.67	62.0-63.0	5.27	2156.63	0.23	93.56
16.0-17.0	77.20	738.11	3.35	32.02	63.0-64.0	5.16	2161.79	0.22	93.78
17.0-18.0	79.49	817.59	3.45	35.47	64.0-65.0	5.04	2166.83	0.22	94.00
18.0-19.0	81.10	898.69	3.52	38.99	65.0-66.0	4.91	2171.73	0.21	94.21
19.0-20.0	82.10	980.79	3.56	42.55	66.0-67.0	4.76	2176.50	0.21	94.42
20.0-21.0	82.46	1063.25	3.58	46.12	67.0-68.0	4.61	2181.11	0.20	94.62
21.0-22.0	82.16	1145.41	3.56	49.69	68.0-69.0	4.46	2185.56	0.19	94.81
22.0-23.0	81.14	1226.55	3.52	53.21	69.0-70.0	4.30	2189.86	0.19	95.00
23.0-24.0	79.52	1306.08	3.45	56.66	70.0-71.0	4.13	2193.99	0.18	95.18
24.0-25.0	77.32	1383.39	3.35	60.01	71.0-72.0	3.97	2197.96	0.17	95.35
25.0-26.0	74.63	1458.02	3.24	63.25	72.0-73.0	3.80	2201.77	0.17	95.51
26.0-27.0	71.52	1529.54	3.10	66.35	73.0-74.0	3.64	2205.41	0.16	95.67
27.0-28.0	67.94	1597.48	2.95	69.30	74.0-75.0	3.47	2208.87	0.15	95.82
28.0-29.0	63.91	1661.40	2.77	72.07	75.0-76.0	3.30	2212.17	0.14	95.96
29.0-30.0	59.23	1720.63	2.57	74.64	76.0-77.0	3.13	2215.30	0.14	96.10
30.0-31.0	53.93	1774.56	2.34	76.98	77.0-78.0	2.96	2218.27	0.13	96.23
31.0-32.0	48.19	1822.75	2.09	79.07	78.0-79.0	2.79	2221.06	0.12	96.35
32.0-33.0	41.88	1864.63	1.82	80.89	79.0-80.0	2.63	2223.69	0.11	96.46
33.0-34.0	35.21	1899.84	1.53	82.42	80.0-81.0	2.46	2226.15	0.11	96.57
34.0-35.0	28.82	1928.66	1.25	83.67	81.0-82.0	2.30	2228.45	0.10	96.67
35.0-36.0	23.14	1951.81	1.00	84.67	82.0-83.0	2.14	2230.59	0.09	96.76
36.0-37.0	18.45	1970.26	0.80	85.47	83.0-84.0	1.98	2232.58	0.09	96.85
37.0-38.0	14.78	1985.04	0.64	86.11	84.0-85.0	1.83	2234.40	0.08	96.93
38.0-39.0	12.13	1997.17	0.53	86.64	85.0-86.0	1.68	2236.08	0.07	97.00
39.0-40.0	10.35	2007.52	0.45	87.09	86.0-87.0	1.53	2237.61	0.07	97.07
40.0-41.0	9.20	2016.72	0.40	87.49	87.0-88.0	1.39	2238.99	0.06	97.13
41.0-42.0	8.47	2025.19	0.37	87.85	88.0-89.0	1.27	2240.27	0.06	97.18
42.0-43.0	8.00	2033.19	0.35	88.20	89.0-90.0	1.18	2241.45	0.05	97.23
43.0-44.0	7.68	2040.88	0.33	88.53	90.0-91.0	1.10	2242.55	0.05	97.28
44.0-45.0	7.43	2048.31	0.32	88.86	91.0-92.0	1.04	2243.60	0.05	97.33
45.0-46.0	7.21	2055.51	0.31	89.17	92.0-93.0	1.02	2244.61	0.04	97.37
46.0-47.0	6.96	2062.48	0.30	89.47	93.0-94.0	1.00	2245.61	0.04	97.42

IES Indoor Report

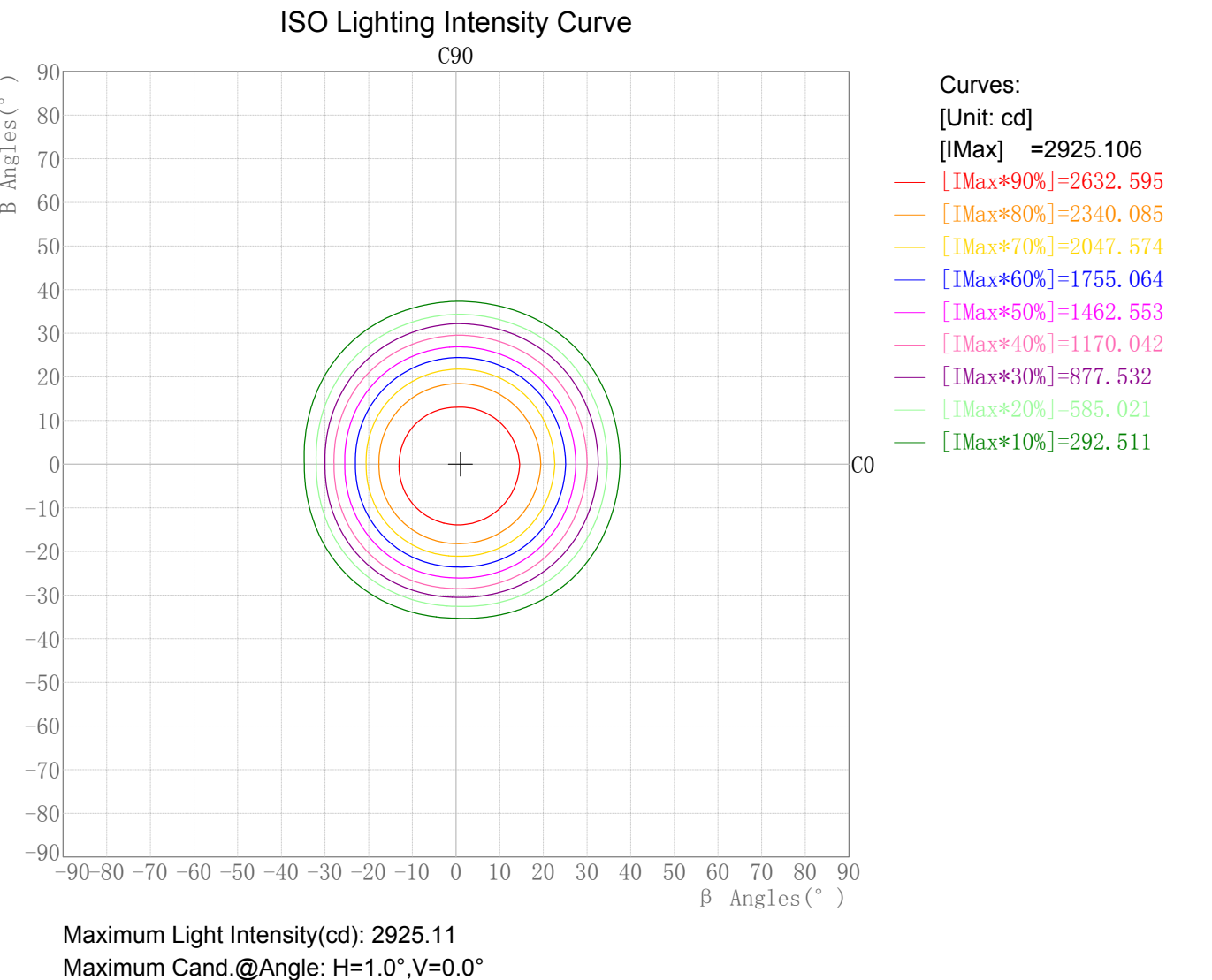
Photometric Filename:TR05-30-XX-01 2700K RA90 60D.IES

Zonal Flux Tabulation - (Cont.)

Zone(γ)	Zone Flux (lm)	Sums Flux (lm)	Zone%Lamp	Sums%Lamp	Zone(γ)	Zone Flux (lm)	Sums Flux (lm)	Zone%Lamp	Sums%Lamp
94.0-95.0	0.98	2246.59	0.04	97.46	141.0-142.0	0.86	2284.01	0.04	99.08
95.0-96.0	0.96	2247.55	0.04	97.50	142.0-143.0	0.86	2284.86	0.04	99.12
96.0-97.0	0.94	2248.48	0.04	97.54	143.0-144.0	0.86	2285.72	0.04	99.16
97.0-98.0	0.92	2249.40	0.04	97.58	144.0-145.0	0.86	2286.58	0.04	99.19
98.0-99.0	0.90	2250.31	0.04	97.62	145.0-146.0	0.86	2287.44	0.04	99.23
99.0-100.0	0.89	2251.19	0.04	97.66	146.0-147.0	0.85	2288.29	0.04	99.27
100.0-101.0	0.87	2252.06	0.04	97.69	147.0-148.0	0.85	2289.14	0.04	99.30
101.0-102.0	0.85	2252.92	0.04	97.73	148.0-149.0	0.84	2289.98	0.04	99.34
102.0-103.0	0.84	2253.76	0.04	97.77	149.0-150.0	0.83	2290.81	0.04	99.38
103.0-104.0	0.82	2254.58	0.04	97.80	150.0-151.0	0.82	2291.63	0.04	99.41
104.0-105.0	0.81	2255.39	0.04	97.84	151.0-152.0	0.81	2292.44	0.04	99.45
105.0-106.0	0.80	2256.18	0.03	97.87	152.0-153.0	0.80	2293.24	0.03	99.48
106.0-107.0	0.78	2256.97	0.03	97.91	153.0-154.0	0.78	2294.02	0.03	99.51
107.0-108.0	0.77	2257.74	0.03	97.94	154.0-155.0	0.76	2294.78	0.03	99.55
108.0-109.0	0.76	2258.50	0.03	97.97	155.0-156.0	0.75	2295.53	0.03	99.58
109.0-110.0	0.75	2259.25	0.03	98.01	156.0-157.0	0.73	2296.25	0.03	99.61
110.0-111.0	0.74	2260.00	0.03	98.04	157.0-158.0	0.70	2296.96	0.03	99.64
111.0-112.0	0.74	2260.73	0.03	98.07	158.0-159.0	0.68	2297.64	0.03	99.67
112.0-113.0	0.73	2261.46	0.03	98.10	159.0-160.0	0.66	2298.30	0.03	99.70
113.0-114.0	0.73	2262.19	0.03	98.13	160.0-161.0	0.63	2298.93	0.03	99.73
114.0-115.0	0.72	2262.91	0.03	98.17	161.0-162.0	0.61	2299.54	0.03	99.75
115.0-116.0	0.72	2263.63	0.03	98.20	162.0-163.0	0.58	2300.12	0.03	99.78
116.0-117.0	0.72	2264.35	0.03	98.23	163.0-164.0	0.55	2300.68	0.02	99.80
117.0-118.0	0.72	2265.07	0.03	98.26	164.0-165.0	0.53	2301.20	0.02	99.83
118.0-119.0	0.72	2265.78	0.03	98.29	165.0-166.0	0.50	2301.70	0.02	99.85
119.0-120.0	0.72	2266.51	0.03	98.32	166.0-167.0	0.47	2302.17	0.02	99.87
120.0-121.0	0.72	2267.23	0.03	98.35	167.0-168.0	0.44	2302.60	0.02	99.89
121.0-122.0	0.73	2267.96	0.03	98.38	168.0-169.0	0.41	2303.01	0.02	99.90
122.0-123.0	0.73	2268.69	0.03	98.42	169.0-170.0	0.37	2303.38	0.02	99.92
123.0-124.0	0.74	2269.43	0.03	98.45	170.0-171.0	0.34	2303.72	0.01	99.94
124.0-125.0	0.75	2270.18	0.03	98.48	171.0-172.0	0.31	2304.03	0.01	99.95
125.0-126.0	0.75	2270.93	0.03	98.51	172.0-173.0	0.27	2304.30	0.01	99.96
126.0-127.0	0.76	2271.69	0.03	98.55	173.0-174.0	0.24	2304.53	0.01	99.97
127.0-128.0	0.77	2272.46	0.03	98.58	174.0-175.0	0.20	2304.74	0.01	99.98
128.0-129.0	0.78	2273.24	0.03	98.61	175.0-176.0	0.17	2304.90	0.01	99.99
129.0-130.0	0.79	2274.02	0.03	98.65	176.0-177.0	0.13	2305.03	0.01	99.99
130.0-131.0	0.79	2274.82	0.03	98.68	177.0-178.0	0.09	2305.12	0.00	100.00
131.0-132.0	0.80	2275.62	0.03	98.72	178.0-179.0	0.06	2305.18	0.00	100.00
132.0-133.0	0.81	2276.43	0.04	98.75	179.0-180.0	0.02	2305.20	0.00	100.00
133.0-134.0	0.82	2277.25	0.04	98.79					
134.0-135.0	0.83	2278.07	0.04	98.82					
135.0-136.0	0.83	2278.91	0.04	98.86					
136.0-137.0	0.84	2279.74	0.04	98.90					
137.0-138.0	0.84	2280.59	0.04	98.93					
138.0-139.0	0.85	2281.44	0.04	98.97					
139.0-140.0	0.85	2282.29	0.04	99.01					
140.0-141.0	0.86	2283.15	0.04	99.04					

Rectangle ISO Lighting Intensity Diagram

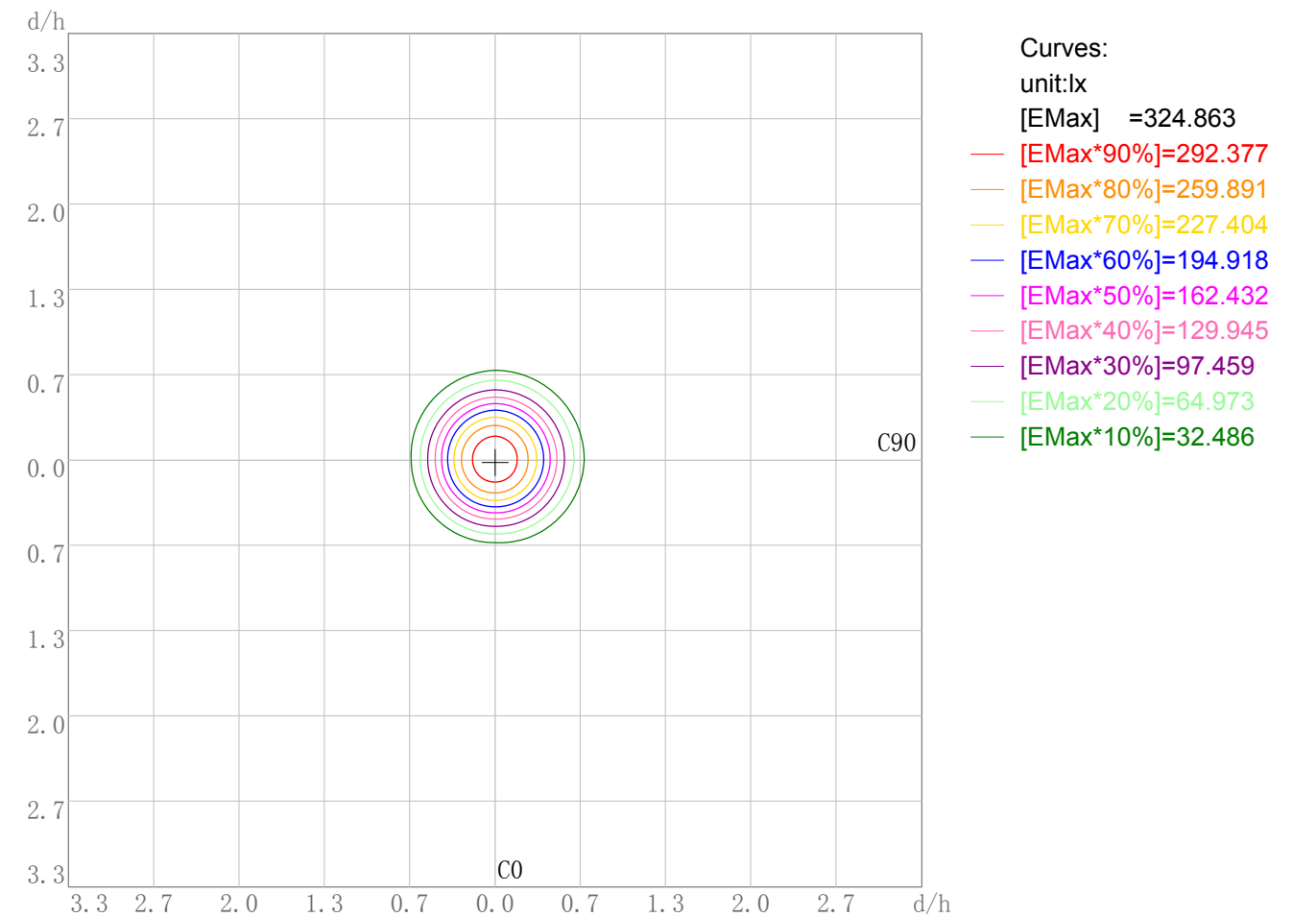
Lum. Name:TR05-30-XX-01 2700K RA90 60D	Lum. Catelog:	Test ID:01
Lamp Name:	Lamp Catelog:LED	Test Lab:Quality peatment
Manufacture:Shenzhen Norming Lighting Co., Ltd	Test Machine:GON-2000	Test Date:2019/12/17



Plane ISO-Illuminance Diagram

Lum. Name:TR05-30-XX-01 2700K RA90 60D	Lum. Catalog:	Test ID:01
Lamp Name:	Lamp Catalog: LED	Test Lab: Quality peatment
Manufacture: Shenzhen Norming Lighting Co., Ltd	Test Machine:GON-2000	Test Date: 2019/12/17

Plane ISO-Illuminance Curve



Working Plane Luminaire Mounting Height(m): 3.00

Working Plane Maximum Illuminance(lx): 324.86

Working Plane Maximum Illuminance Position(d/h):H0.0 V0.0

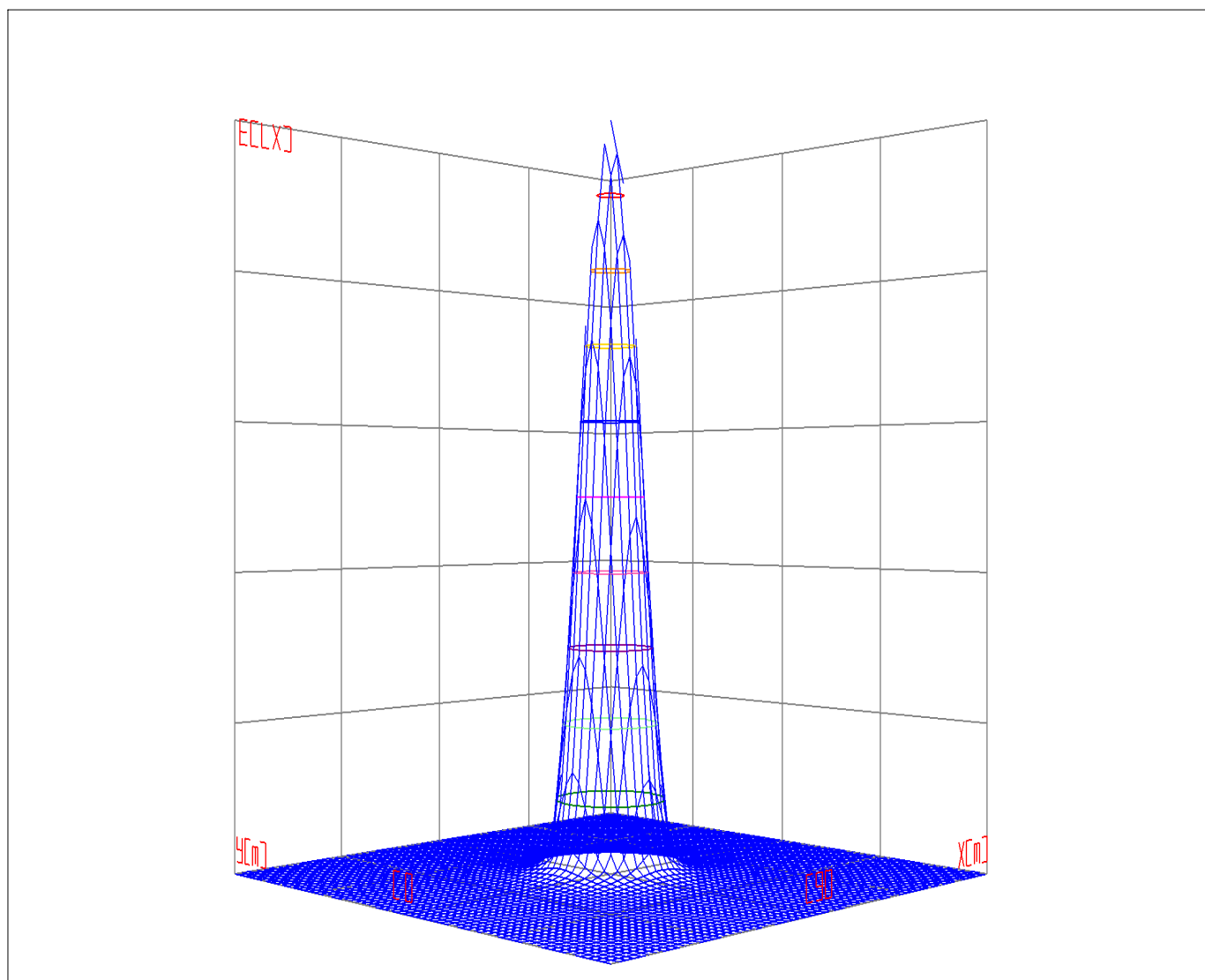
IES Indoor Report

Photometric Filename:TR05-30-XX-01 2700K RA90 60D.IES

3D Plane ISO Illuminance Diagram

Lum. Name: TR05-30-XX-01 2700K RA90 60D	Lum. Catalog:	Test ID: 01
Lamp Name:	Lamp Catalog: LED	Test Lab: Quality peatment
Manufacture: Shenzhen Norming Lighting Co., Ltd	Test Machine:GON-2000	Test Date: 2019/12/17

3D Plane Illuminance Modal

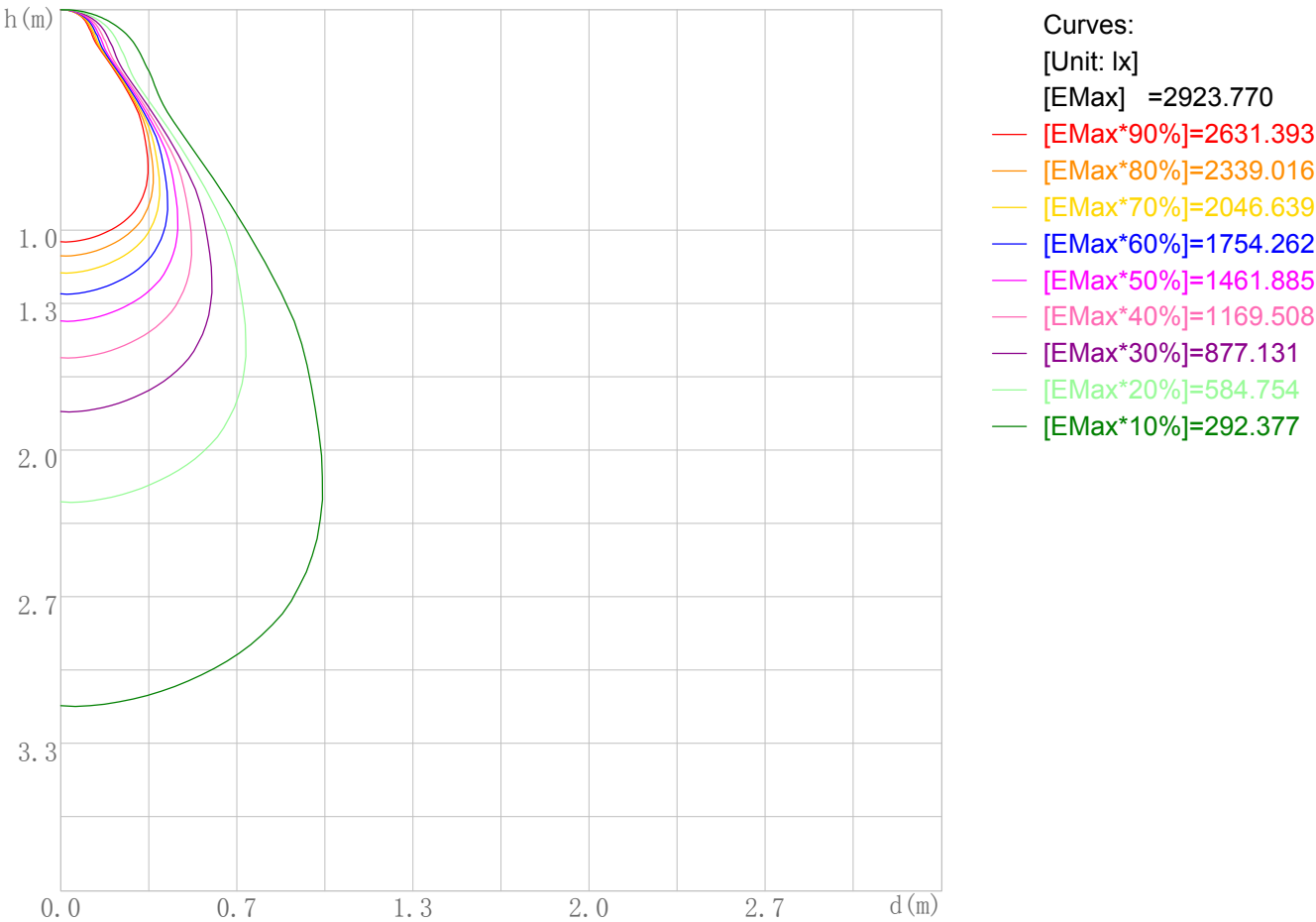


Curves: 3D Model — 90% — 80% — 70% — 60% — 50% — 40% — 30% — 20% — 10% —
View Angles(deg): 0 Height(m): 3.0 Distance(m): 10.0

Space ISO Illuminance Diagram

Lum. Name:TR05-30-XX-01 2700K RA90 60D	Lum. Catelog:	Test ID:01
Lamp Name:	Lamp Catelog:LED	Test Lab:QQualty peatment
Manufacture:Shenzhen Norming Lighting Co., Ltd	Test Machine:GON-2000	Test Date:2019/12/17

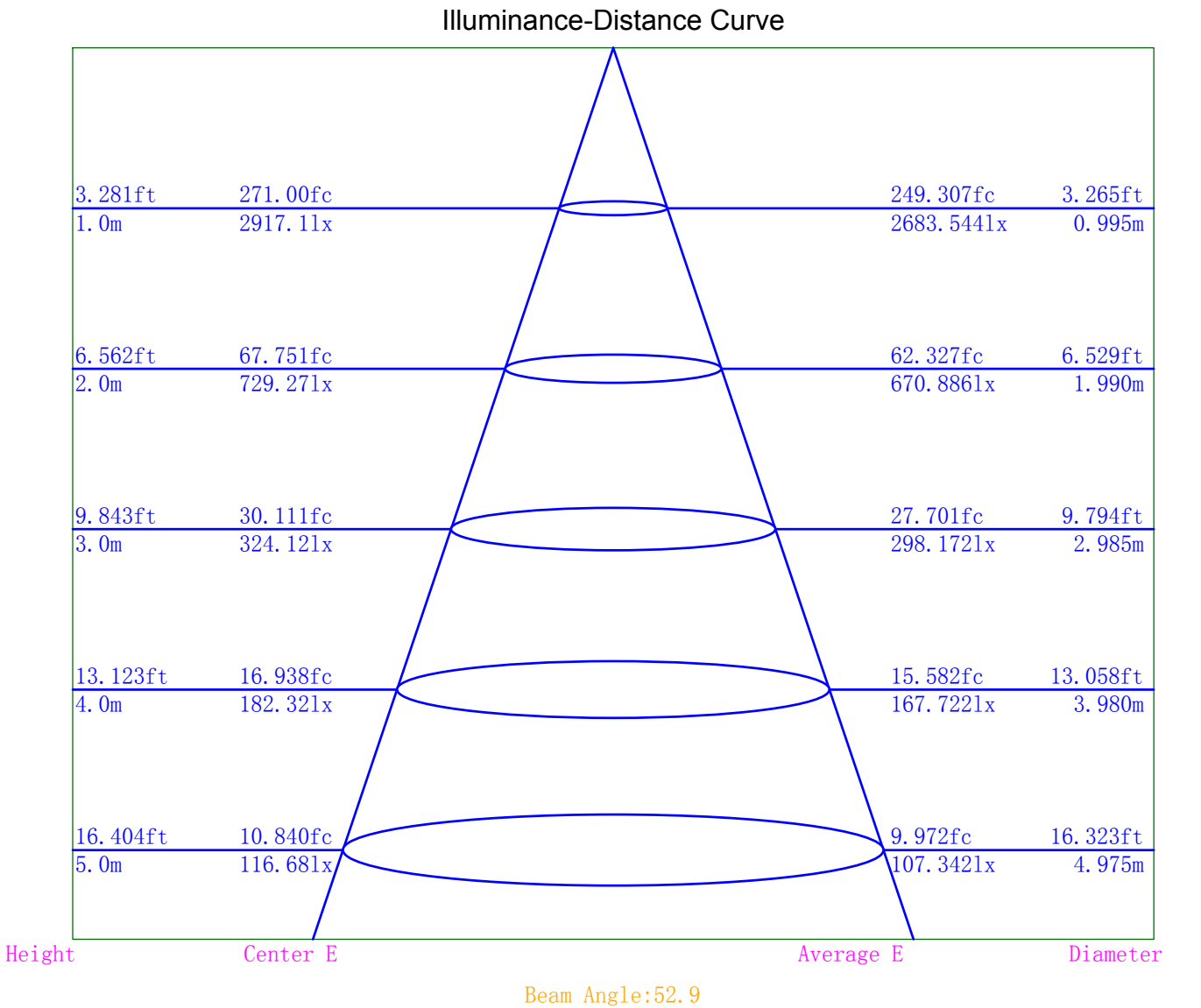
Space ISO Illuminance Curve



Space Plane Maximum Illuminance and @Angle:2923.77lx,1.0deg
Plane Maximum Lighting Intensity and @Angle:2925.106cd,0deg

Illuminance-Distance Diagram

Lum. Name:TR05-30-XX-01 2700K RA90 60D	Lum. Catelog:	Test ID:01
Lamp Name:	Lamp Catelog:LED	Test Lab:QQualty peatment
Manufacture:Shenzhen Norming Lighting Co., Ltd	Test Machine:GON-2000	Test Date:2019/12/17



Indoor Luminance Limiting Curves

Lum. Name: TR05-30-XX-01 2700K RA90 60D	Lum. Catalog:	Test ID: 01
Lamp Name:	Lamp Catalog: LED	Test Lab: Quality peatment
Manufacture: Shenzhen Norming Lighting Co., Ltd	Test Machine:GON-2000	Test Date: 2019/12/17

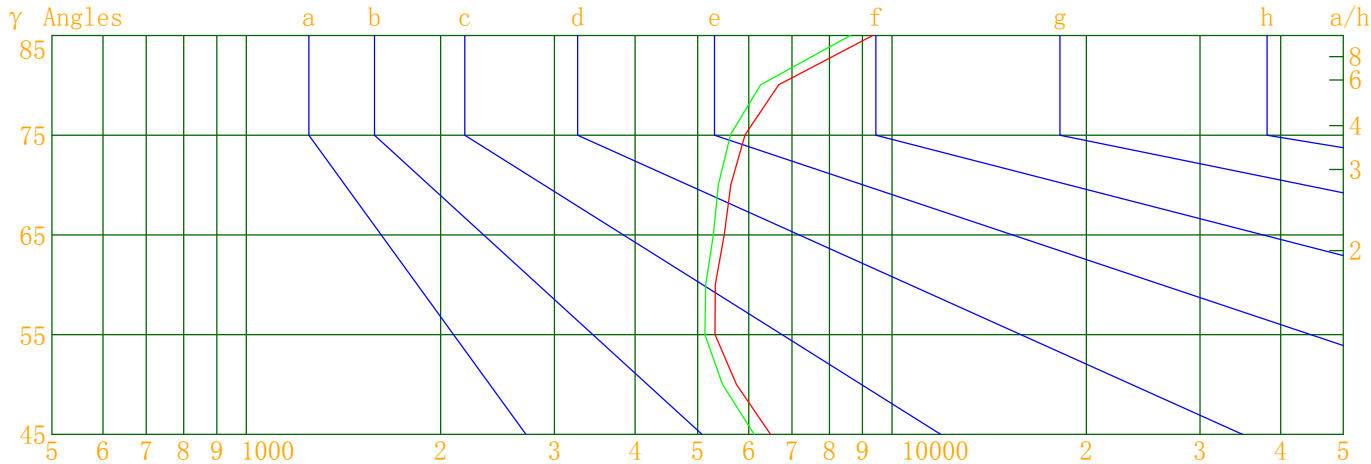
Glare Grade Table

GI	Quality	Using Illuminance							
1.15	A	2000	1000	500	<=300				
1.5	B		2000	1000	500	<=300			
1.85	C			2000	1000	500	<=300		
2.2	D				2000	1000	500	<=300	
2.55	E	a				2000	1000	500	<=300
			b	c	d	e	f	g	h

Luminance Table

Gama(deg)	45	50	55	60	65	70	75	80	85
C0	6485	5741	5320	5327	5499	5628	5923	6675	9335
C90	6118	5463	5131	5146	5289	5385	5622	6261	8618

Luminance Limiting Curve



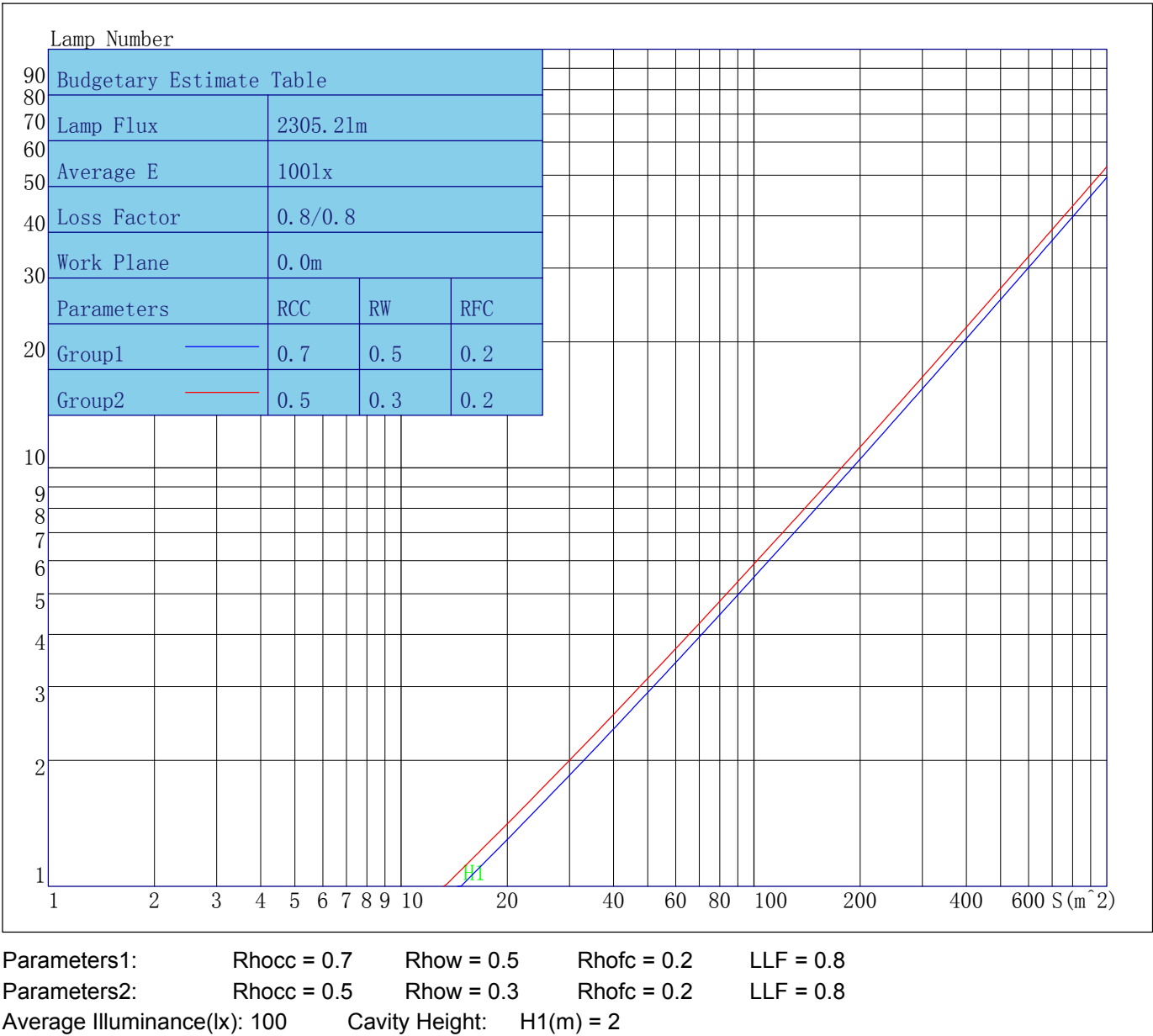
Luminous Size: Length(m)=0.070 Width(m)=0.070 Height(m)=0.266 Area(m^2)=0.023520

Luminous Type: Without Luminous Side

Luminous Curves: C0-C180 Color: C90-C270 Color:

Indoor Budgetary Estimate Table

Lum. Name:TR05-30-XX-01 2700K RA90 60D	Lum. Catalog:	Test ID:01
Lamp Name:	Lamp Catalog: LED	Test Lab: Quality peatment
Manufacture: Shenzhen Norming Lighting Co., Ltd	Test Machine:GON-2000	Test Date: 2019/12/17



Indoor Coefficient of Utilization Table

Lum. Name:TR05-30-XX-01 2700K RA90 60D	Lum. Catelog:	Test ID:01
Lamp Name:	Lamp Catelog:LED	Test Lab:Quality peatment
Manufacture:Shenzhen Norming Lighting Co., Ltd	Test Machine:GON-2000	Test Date:2019/12/17

Coefficients of Utilization - Zonal Cavity Method																		
Coef.	Effective Floor Cavity Reflectance RFC=0.20																	
RhoCC (%)	80				70				50			30			10			0
RhoW (%)	70	50	30	10	70	50	30	10	50	30	10	50	30	10	50	30	10	0
RCR	Coefficient of Utilization(%)																	
0	118	118	118	118	115	115	115	115	110	110	110	104	104	104	100	100	100	97
1	112	109	107	104	109	107	104	102	102	100	98	98	96	95	94	93	92	90
2	106	101	97	93	104	99	95	92	96	92	90	92	90	87	89	87	85	83
3	101	94	89	85	99	93	88	84	90	86	82	87	84	81	84	82	79	78
4	96	88	83	78	94	87	82	78	84	80	76	82	78	75	80	77	74	72
5	91	83	77	73	89	82	76	72	80	75	71	78	74	70	76	72	69	68
6	87	78	72	68	85	77	71	67	75	70	67	74	69	66	72	68	65	64
7	83	74	68	63	81	73	67	63	71	66	63	70	65	62	69	65	62	60
8	79	70	64	60	78	69	63	59	68	63	59	66	62	59	65	61	58	57
9	76	66	60	56	74	65	60	56	64	59	56	63	59	56	62	58	55	54
10	72	63	57	53	71	62	57	53	61	56	53	60	56	53	59	55	52	51

Unified Glare Rating Table

Lum. Name:TR05-30-XX-01 2700K RA90 60D	Lum. Catelog:	Test ID:01
Lamp Name:	Lamp Catelog:LED	Test Lab:Quality peatment
Manufacture:Shenzhen Norming Lighting Co., Ltd	Test Machine:GON-2000	Test Date:2019/12/17

Unified Glare Rating Table

Ceiling RCC	0.70	0.70	0.50	0.50	0.30	0.70	0.70	0.50	0.50	0.30
Wall RW	0.50	0.30	0.50	0.30	0.30	0.50	0.30	0.50	0.30	0.30
Floor RFC	0.20	0.20	0.20	0.20	0.20	0.20	0.20	0.20	0.20	0.20
Room Size	Vewed crosswise					Vewed endwise				
X=2H Y=2H	15.8	16.8	16.2	17.1	17.5	15.4	16.5	15.9	16.8	17.2
	16.6	17.5	17.1	17.9	18.4	16.3	17.2	16.8	17.6	18.1
	17.1	18.0	17.6	18.4	18.9	16.9	17.7	17.3	18.1	18.6
	17.7	18.5	18.2	18.9	19.4	17.4	18.2	17.9	18.6	19.1
	18.0	18.7	18.5	19.2	19.6	17.7	18.4	18.2	18.8	19.3
	18.3	19.0	18.8	19.4	19.9	18.0	18.7	18.4	19.1	19.6
X=4H Y=2H	15.9	16.7	16.4	17.2	17.6	15.6	16.5	16.1	16.9	17.3
	17.1	17.7	17.5	18.2	18.7	16.8	17.5	17.3	17.9	18.4
	17.7	18.4	18.2	18.8	19.4	17.5	18.1	18.0	18.6	19.1
	18.5	19.1	19.0	19.6	20.1	18.2	18.8	18.7	19.3	19.8
	18.9	19.4	19.4	19.9	20.4	18.6	19.1	19.1	19.6	20.1
	19.3	19.8	19.9	20.3	20.8	19.0	19.4	19.5	20.0	20.5
X=8H Y=4H	18.0	18.5	18.5	19.0	19.5	17.7	18.2	18.2	18.7	19.3
	18.9	19.3	19.5	19.9	20.5	18.7	19.1	19.2	19.6	20.2
	19.5	19.8	20.0	20.4	20.9	19.2	19.5	19.7	20.1	20.6
	20.1	20.4	20.6	20.9	21.6	19.7	20.1	20.3	20.6	21.2
X=12H Y=4H	18.0	18.4	18.5	19.0	19.5	17.7	18.2	18.3	18.7	19.3
	19.0	19.4	19.6	19.9	20.5	18.7	19.1	19.3	19.6	20.2
	19.6	19.9	20.2	20.5	21.1	19.3	19.6	19.9	20.2	20.8
Variations with the objerver position at spacings										
S=1.0H	0.2/-0.2					0.3/-0.3				
S=1.5H	0.4/-0.4					0.4/-0.5				
S=2.0H	0.4/-0.5					0.4/-0.5				
Reduced UGR Table:										
Nordic Standard Table:	BK0					BK0				
Correction Value	2.8					2.8				

o the CIE Pub.117,data has been corrected,refers to the lamp's lumens 8.2flm.

IES Indoor Report

Photometric Filename:TR05-30-XX-01 2700K RA90 60D.IES

Candela Tabulation

V/H	C0.0	C90.0	C180.0	C270.0
γ 0.0	2917.08	2917.08	2917.08	2917.08
γ 1.0	2925.11	2904.76	2915.65	2902.54
γ 2.0	2923.15	2899.46	2904.88	2896.39
γ 3.0	2917.02	2889.70	2892.87	2886.18
γ 4.0	2906.66	2875.88	2878.60	2872.75
γ 5.0	2894.51	2860.59	2861.56	2858.87
γ 6.0	2879.44	2843.34	2841.72	2842.00
γ 7.0	2861.26	2823.06	2820.05	2824.80
γ 8.0	2840.26	2799.19	2795.13	2804.51
γ 9.0	2816.29	2771.65	2767.43	2781.80
γ 10.0	2790.17	2741.61	2736.80	2756.65
γ 11.0	2762.53	2708.79	2704.52	2729.17
γ 12.0	2731.71	2673.08	2670.89	2699.54
γ 13.0	2697.31	2633.75	2634.56	2667.54
γ 14.0	2658.38	2591.51	2590.04	2629.11
γ 15.0	2613.44	2546.92	2530.90	2571.17
γ 16.0	2565.31	2497.33	2467.54	2508.57
γ 17.0	2513.21	2444.50	2394.07	2439.57
γ 18.0	2448.55	2376.17	2310.44	2357.23
γ 19.0	2371.01	2296.21	2218.35	2268.23
γ 20.0	2296.13	2216.25	2110.21	2165.71
γ 21.0	2207.02	2121.01	2003.38	2058.25
γ 22.0	2114.45	2026.19	1882.52	1941.16
γ 23.0	2005.05	1914.63	1759.49	1824.13
γ 24.0	1897.20	1808.08	1639.44	1701.04
γ 25.0	1768.49	1684.87	1518.31	1583.89
γ 26.0	1648.34	1570.88	1400.79	1470.39
γ 27.0	1515.75	1448.88	1284.31	1354.04
γ 28.0	1391.65	1336.27	1163.73	1239.81
γ 29.0	1278.98	1228.31	1026.36	1106.76
γ 30.0	1172.95	1124.30	878.60	958.32
γ 31.0	1068.11	1021.67	724.93	803.55
γ 32.0	957.66	906.65	584.78	660.56
γ 33.0	817.13	766.53	462.92	530.40
γ 34.0	672.73	628.37	359.18	416.95
γ 35.0	542.30	506.83	269.17	316.56
γ 36.0	430.49	402.80	201.48	238.01
γ 37.0	335.33	316.53	156.55	181.61
γ 38.0	259.84	245.70	130.48	145.29
γ 39.0	205.45	193.57	115.91	125.49
γ 40.0	169.18	157.94	106.43	113.31
γ 41.0	146.59	135.51	99.51	104.82
γ 42.0	131.85	122.35	93.89	98.11
γ 43.0	121.79	113.65	89.32	93.16
γ 44.0	114.16	107.13	85.65	89.14
γ 45.0	107.85	101.74	82.48	85.40
γ 46.0	102.74	97.44	78.66	80.85

Candela Tabulation - (Cont.)

V/H	C0.0	C90.0	C180.0	C270.0
γ 47.0	98.36	93.69	73.51	75.05
γ 48.0	94.45	90.29	68.92	70.23
γ 49.0	90.74	86.75	66.86	67.96
γ 50.0	86.80	82.60	65.19	66.22
γ 51.0	82.29	78.14	63.69	64.64
γ 52.0	78.75	75.31	62.27	63.19
γ 53.0	76.23	73.10	61.00	61.87
γ 54.0	73.90	71.07	59.89	60.70
γ 55.0	71.77	69.22	58.78	59.62
γ 56.0	69.76	67.41	57.72	58.60
γ 57.0	67.85	65.64	56.74	57.63
γ 58.0	66.06	63.87	55.72	56.67
γ 59.0	64.31	62.15	54.66	55.66
γ 60.0	62.64	60.51	53.50	54.54
γ 61.0	61.06	58.96	52.22	53.33
γ 62.0	59.47	57.40	50.90	52.02
γ 63.0	57.87	55.78	49.35	50.53
γ 64.0	56.24	54.15	47.63	48.88
γ 65.0	54.65	52.58	45.82	47.09
γ 66.0	52.92	50.84	44.04	45.34
γ 67.0	51.04	48.99	42.26	43.56
γ 68.0	49.10	47.08	40.45	41.77
γ 69.0	47.13	45.19	38.65	39.96
γ 70.0	45.28	43.32	36.87	38.17
γ 71.0	43.41	41.47	35.09	36.39
γ 72.0	41.53	39.64	33.33	34.59
γ 73.0	39.69	37.83	31.56	32.82
γ 74.0	37.88	36.02	29.83	31.07
γ 75.0	36.05	34.22	28.14	29.36
γ 76.0	34.25	32.44	26.47	27.67
γ 77.0	32.48	30.69	24.85	26.02
γ 78.0	30.70	28.95	23.25	24.40
γ 79.0	28.96	27.24	21.69	22.81
γ 80.0	27.26	25.57	20.15	21.29
γ 81.0	25.57	23.93	18.67	19.79
γ 82.0	23.92	22.31	17.22	18.32
γ 83.0	22.30	20.73	15.82	16.89
γ 84.0	20.70	19.18	14.45	15.51
γ 85.0	19.14	17.67	13.12	14.18
γ 86.0	17.62	16.19	11.82	12.88
γ 87.0	16.13	14.76	10.57	11.61
γ 88.0	14.65	13.35	9.60	10.58
γ 89.0	13.20	11.98	9.37	10.29
γ 90.0	11.72	10.62	9.18	10.05
γ 91.0	10.48	9.36	9.00	9.82
γ 92.0	10.08	9.04	8.83	9.62
γ 93.0	9.86	8.88	8.67	9.41

IES Indoor Report

Photometric Filename:TR05-30-XX-01 2700K RA90 60D.IES

Candela Tabulation - (Cont.)

V/H	C0.0	C90.0	C180.0	C270.0
γ 94.0	9.64	8.71	8.52	9.22
γ 95.0	9.43	8.54	8.38	9.05
γ 96.0	9.24	8.38	8.24	8.89
γ 97.0	9.06	8.23	8.12	8.73
γ 98.0	8.89	8.09	8.01	8.58
γ 99.0	8.72	7.95	7.90	8.46
γ 100.0	8.56	7.83	7.81	8.32
γ 101.0	8.41	7.70	7.71	8.20
γ 102.0	8.25	7.58	7.61	8.09
γ 103.0	8.12	7.46	7.54	7.99
γ 104.0	7.99	7.35	7.46	7.89
γ 105.0	7.86	7.26	7.40	7.79
γ 106.0	7.74	7.16	7.34	7.73
γ 107.0	7.64	7.07	7.30	7.66
γ 108.0	7.54	6.99	7.28	7.60
γ 109.0	7.44	6.92	7.25	7.56
γ 110.0	7.36	6.87	7.25	7.54
γ 111.0	7.29	6.82	7.26	7.52
γ 112.0	7.23	6.80	7.29	7.52
γ 113.0	7.19	6.79	7.32	7.53
γ 114.0	7.16	6.77	7.36	7.55
γ 115.0	7.15	6.79	7.43	7.60
γ 116.0	7.16	6.82	7.51	7.65
γ 117.0	7.18	6.86	7.60	7.72
γ 118.0	7.22	6.93	7.71	7.81
γ 119.0	7.27	7.01	7.84	7.90
γ 120.0	7.35	7.10	7.97	8.02
γ 121.0	7.43	7.22	8.12	8.13
γ 122.0	7.54	7.34	8.27	8.28
γ 123.0	7.67	7.49	8.46	8.43
γ 124.0	7.79	7.64	8.65	8.60
γ 125.0	7.94	7.82	8.85	8.78
γ 126.0	8.10	7.99	9.06	8.97
γ 127.0	8.27	8.19	9.29	9.17
γ 128.0	8.47	8.39	9.53	9.40
γ 129.0	8.66	8.62	9.77	9.62
γ 130.0	8.88	8.85	10.02	9.85
γ 131.0	9.11	9.09	10.28	10.10
γ 132.0	9.34	9.34	10.55	10.34
γ 133.0	9.58	9.59	10.83	10.60
γ 134.0	9.84	9.86	11.12	10.86
γ 135.0	10.09	10.12	11.40	11.13
γ 136.0	10.36	10.39	11.70	11.41
γ 137.0	10.63	10.67	12.00	11.70
γ 138.0	10.92	10.95	12.29	11.98
γ 139.0	11.22	11.24	12.60	12.26
γ 140.0	11.50	11.54	12.90	12.56

Candela Tabulation - (Cont.)

V/H	C0.0	C90.0	C180.0	C270.0
γ 141.0	11.80	11.84	13.21	12.85
γ 142.0	12.11	12.15	13.52	13.15
γ 143.0	12.41	12.44	13.82	13.43
γ 144.0	12.71	12.76	14.13	13.73
γ 145.0	13.02	13.05	14.43	14.02
γ 146.0	13.33	13.35	14.74	14.31
γ 147.0	13.64	13.66	15.04	14.58
γ 148.0	13.94	13.96	15.33	14.86
γ 149.0	14.23	14.24	15.61	15.12
γ 150.0	14.53	14.52	15.87	15.39
γ 151.0	14.81	14.81	16.14	15.64
γ 152.0	15.09	15.07	16.37	15.87
γ 153.0	15.35	15.32	16.59	16.10
γ 154.0	15.61	15.56	16.81	16.31
γ 155.0	15.84	15.79	17.01	16.51
γ 156.0	16.06	16.00	17.21	16.70
γ 157.0	16.27	16.20	17.39	16.89
γ 158.0	16.46	16.40	17.57	17.07
γ 159.0	16.65	16.59	17.74	17.24
γ 160.0	16.83	16.77	17.90	17.41
γ 161.0	17.02	16.96	18.06	17.57
γ 162.0	17.18	17.14	18.21	17.73
γ 163.0	17.35	17.31	18.34	17.88
γ 164.0	17.53	17.49	18.47	18.02
γ 165.0	17.70	17.65	18.62	18.15
γ 166.0	17.86	17.82	18.74	18.28
γ 167.0	18.02	17.98	18.86	18.41
γ 168.0	18.18	18.13	18.98	18.54
γ 169.0	18.34	18.26	19.10	18.66
γ 170.0	18.49	18.39	19.21	18.76
γ 171.0	18.64	18.53	19.32	18.86
γ 172.0	18.78	18.66	19.39	18.95
γ 173.0	18.90	18.78	19.45	19.02
γ 174.0	19.02	18.89	19.51	19.09
γ 175.0	19.11	18.99	19.54	19.16
γ 176.0	19.21	19.08	19.58	19.22
γ 177.0	19.31	19.17	19.62	19.26
γ 178.0	19.40	19.26	19.64	19.29
γ 179.0	19.47	19.31	19.65	19.32
γ 180.0	19.50	19.50	19.50	19.50
